

THE STATE OF WORKPLACE PRODUCTIVITY REPORT

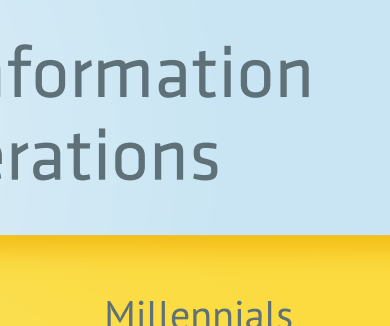
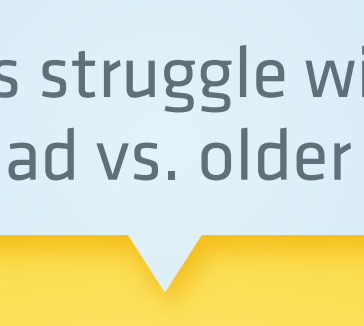

CAUTION OVERLOAD!

U.S. employees say they experience...

WORK OVERLOAD

INFORMATION OVERLOAD

TECHNOLOGY OVERLOAD



More Millennials struggle with information & tech overload vs. older generations

Millennials

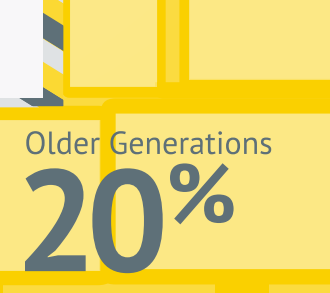


INFORMATION OVERLOAD!

Older Generations



Millennials



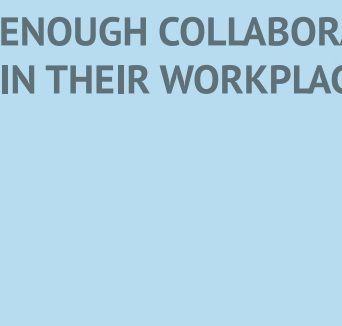
TECHNOLOGY OVERLOAD!

Older Generations



FACE TIME (FOR REAL)

72% of employees prefer to collaborate in person vs. online (23%) or via phone or video conference (5%)



SAY THERE ISN'T ENOUGH COLLABORATION IN THEIR WORKPLACE




WYOD: WEAR YOUR OWN DEVICE

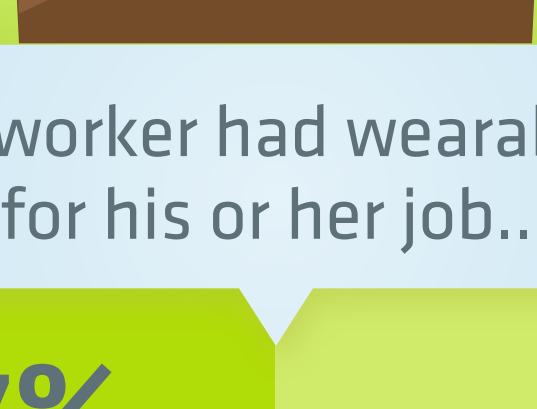
58% of employees would use wearable tech if it enabled them to do their job better



Millennials



Older Generations



If a co-worker had wearable tech for his or her job...



WOULD FEEL CURIOUS



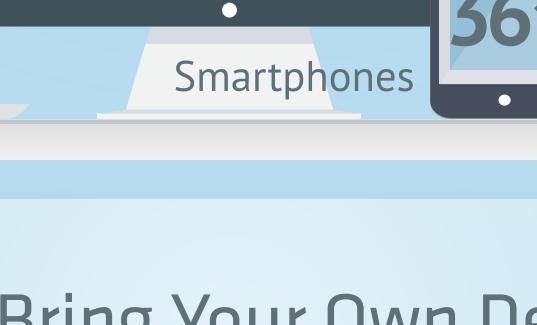
WOULD FEEL LIKE THEY WERE AT A DISADVANTAGE

MULTI-SCREEN MULTITASKING

Devices employees use for work*...

Desktops


Laptops



Smartphones



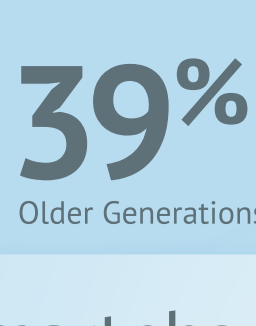
Tablets



BYOD: Bring Your Own Device



Millennials



Older Generations

Using smartphones for work

Using tablets at work



Older Generations



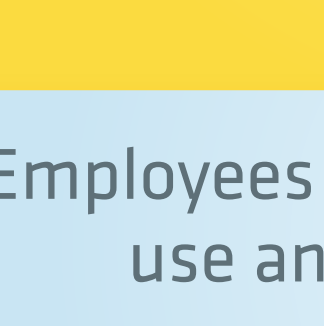
Millennials

10% Older Generations

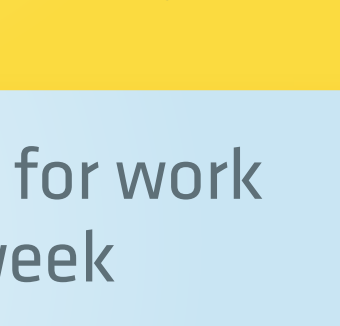
20% Millennials

TOOLS OF THE TRADE

Employees who are likely to spend their own money to download apps for work purposes in the next 12 months

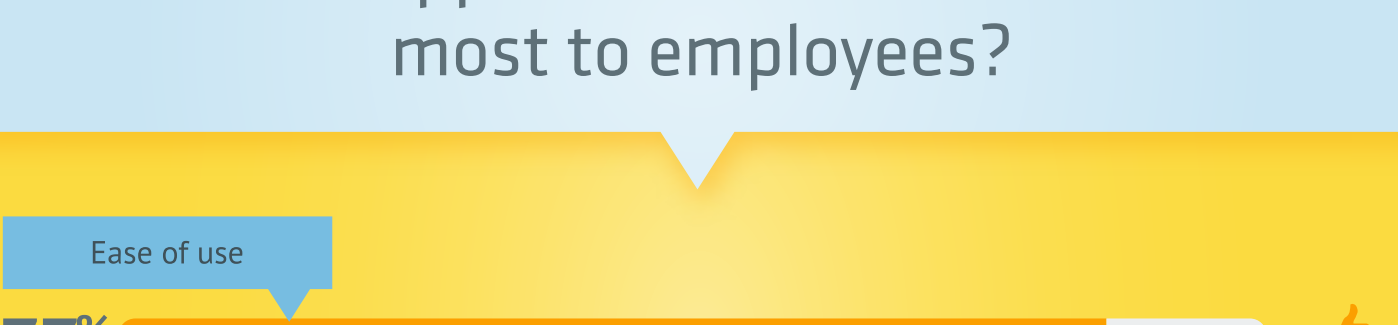


of employees who currently use apps for work are likely to do this



of employees who DON'T currently use apps for work are likely to do this

Employees who use applications for work use an average of four per week



Work applications: what matters most to employees?

Ease of use



Convenient access to information



Ability to be more productive



Ability to collaborate with others



Accessible on multiple devices



RULES OF ENGAGEMENT

When asked if their employer has policies for the following, workers said...

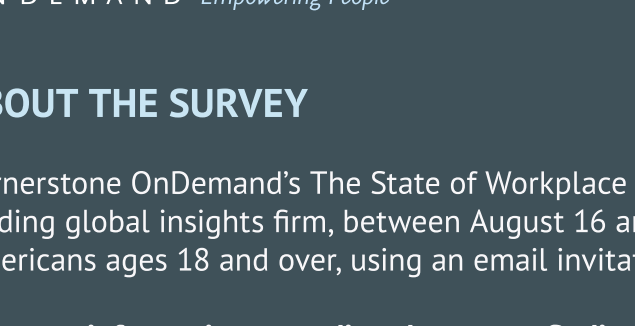
USING APPLICATIONS FOR WORK PURPOSES THAT AREN'T PROVIDED BY YOUR EMPLOYER

USING A PERSONAL DEVICE FOR WORK PURPOSES

NO

IDK (I don't know)

NO



21%

45%

IDK (I don't know)

15%

Cornerstone ON DEMAND Empowering People

ABOUT THE SURVEY

Cornerstone OnDemand's The State of Workplace Productivity Report was conducted by Kelton, a leading global insights firm, between August 16 and August 23, 2013 among 1,029 employed Americans ages 18 and over, using an email invitation and an online survey.

For more information regarding the survey findings, visit: www.csod.com/resources/research/state-of-the-workplace-productivity-2013

Generational Breakouts

- Older Generations = Gen X, Baby Boomers, Traditionalists
- Millennials = ages 18-32 years
- Gen X = ages 33-48 years
- Baby Boomers = ages 49-67 years
- Traditionalists = ages 68-plus years

* Among survey respondents who use a device for work purposes